



# Pirate Party Eye Patch

## Directions


1. Print onto white card or print onto paper and stick onto an old cereal packet or similar.
2. Cover with sticky back plastic for a more durable finish (although this is not essential).
3. Select desired size and cut along the dotted lines.
4. Punch 2 holes, as indicated by the white dotted circles.
5. Thread with elastic to fit comfortably around the head.




Adult Male



Child Male



Adult Female



Child Female